


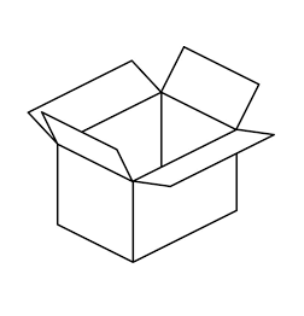

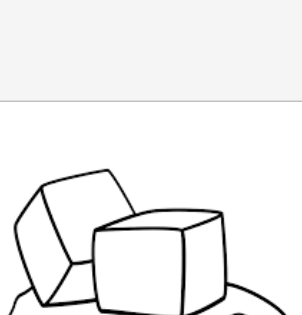





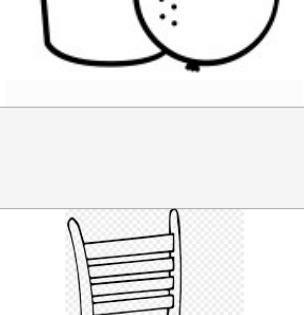
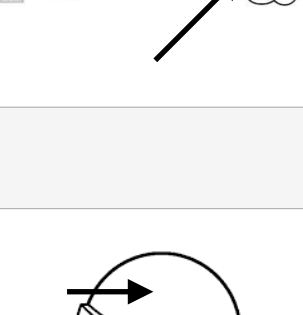



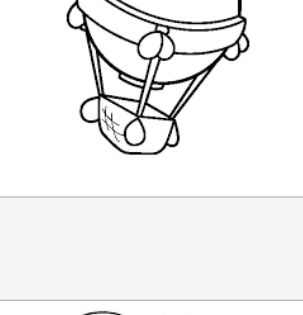


# Gli stati della materia.



Osserva i disegni poi stabilisci se si tratta di materia allo stato solido liquido o gassoso. Completa le etichette.

 <p>A cluster of five balloons. An arrow points to one of them.</p>	 <p>A glass bottle with a label that says "MILK".</p>	 <p>An open cardboard box.</p>	 <p>A loaf of bread, a slice of bread, and a round fruit.</p>
 <p>A block of ice melting on a surface, with a puddle of water.</p>	 <p>A cup of coffee with steam rising from it. An arrow points to the steam.</p>	 <p>A glass of water and an orange.</p>	 <p>A fire burning in a container. An arrow points to the flames.</p>
 <p>A snowman wearing a hat and scarf.</p>	 <p>A pitcher pouring water into a glass. The pitcher has a label that says "acqua".</p>	 <p>A wooden chair.</p>	 <p>An ice cream cone. An arrow points to the ice cream.</p>
 <p>A fluffy cloud.</p>	 <p>A bottle of olive oil and olives.</p>	 <p>A perfume bottle.</p>	 <p>A volcano erupting with smoke and ash. An arrow points to the smoke.</p>

